

Introduction

The following Action Plan was developed by the Canaan Steering Committee to drive school improvement at Canaan Schools. The Canaan Steering Committee is made up of members of the local community including: teachers, students, administrators, parents, and school board members. This Action Plan will be continuously reviewed and updated biannually.

Formulation of this Action Plan involved group analysis of a variety of data. Assessment information included current SAT, NECAP, and NSRE scores. Data from the Survey on School Climate collected by the Steering committee during the Spring of 2008 was also used. In order to stay with the standardized format introduced in previous Action Plans, school improvement goals are organized into five areas: 1) Vital Results, 2) Curriculum and Instruction, 3) Educational Support System, 4) Instructional Technology, and 5) Vocational Programs.

Local Assessment Plan

Our Local Assessment Plan involves analysis of how Canaan's students performed on the following:

Assessment Type	Grades Tested	Description
Developmental Reading Assessment (DRA)	Grade 2	This test is administered individually to each student and involves taping each student as he or she reads aloud. Students are “graded” by using state provided calibration materials.
The New England Common Assessment Program (NECAP)	Grades 3-8 Reading and Math Grades 5 and 8 Writing Grades 4,8,11 Science	In response to NCLBA, the NECAP is a standards based assessment developed jointly by Vermont, New Hampshire, and Rhode Island and measures skills in Reading, Math, Science, and Writing.
Writing Portfolios	Grades 7-12	Writing portfolios are developed by the English department for all students in the Junior High and High School.

Strategies to Attract Highly Qualified Staff

Canaan Schools maintains full membership with SchoolSpring.com to maintain a state, regional, and national recruiting presence on the Internet. Additional advertisement of teaching vacancies occurs in regional and local newspapers. These strategies have been very effective in recruiting highly qualified teachers to our school. We follow up these effective recruitment strategies with needs-based professional development and strong mentoring experiences.

Parental Involvement

We see parental involvement as an essential component to being a successful school. This belief led to the establishment of the Canaan Schools Parent/School Compact which describes how the staff, students and parents can work together to support the learning of students. The Compact is published annually in the Canaan Voice and in the Parent and Student handbooks. Parents are also members of the Steering Committee.

Pre-School Transition

Canaan Schools houses the supervisory union's pre-school program for 3-year old and 4-year old students. The pre-school teacher is also the Kindergarten teacher which allows the school to transition students from pre-school, kindergarten, and first grade in a smooth and efficient manner. Canaan Schools also employs three full-time special education teachers, one of whom is licensed in early education disabilities to assist the pre-school teacher with understanding the special needs of pre-school students.

Teacher Involvement with Assessment Development

Teachers are involved with developing the local assessment plan and with interpreting assessment results and translating those results into recommendations for instructional program improvement. Teachers are currently working with the Learning Collaborative and their Curriculum Mapper program to map out the K-12 curriculum. This data will be used to align Canaan's curriculum with state and national standards.

Assistance to Students

Students that are in need of assistance are referred to the school's Educational Support System (ESS). Referrals can be made by a parent, teacher, administrator or student. Canaan School's ESS is organized into two teams, one for elementary students and one for students in grades 7-12. Through this process, students are provided one-on-one tutoring, peer tutoring, or additional assistance during the schools' after school homework club. Students can also be referred to other services such as counseling through the school's SAP counselor, mental health counseling, special education services, speech services, OT/PT, and other health services.

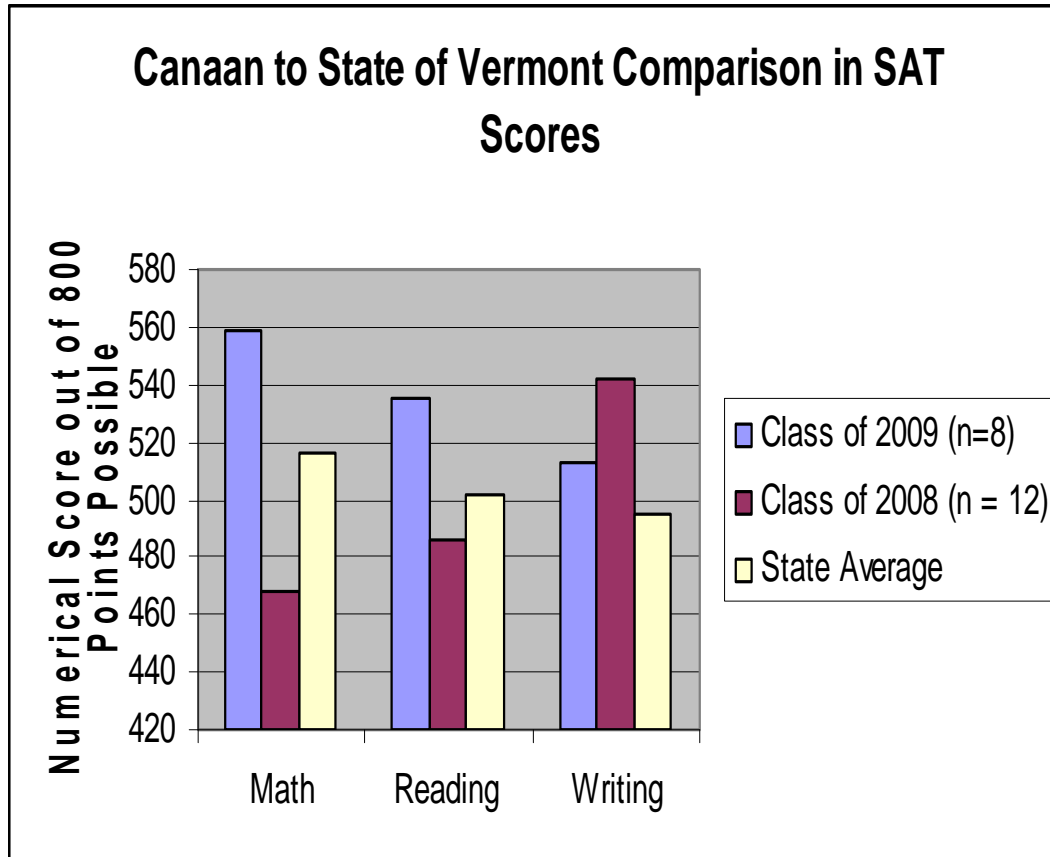
Data and Discussion of Assessment Results

*Vermont Developmental Reading Assessment
Grade 2 School Summary Report
Spring 2008*

Performance Level	School/District Results
Achieved the Standard with Honors	43%
Achieved the Standard	43%
Nearly Achieved the Standard	14%
Below the Standard	0%
Little Evidence of Achievement	0%

The results from the Spring 2008 Developmental Reading Assessment shows that Canaan's early literacy program continues to produce positive results.

The SAT I

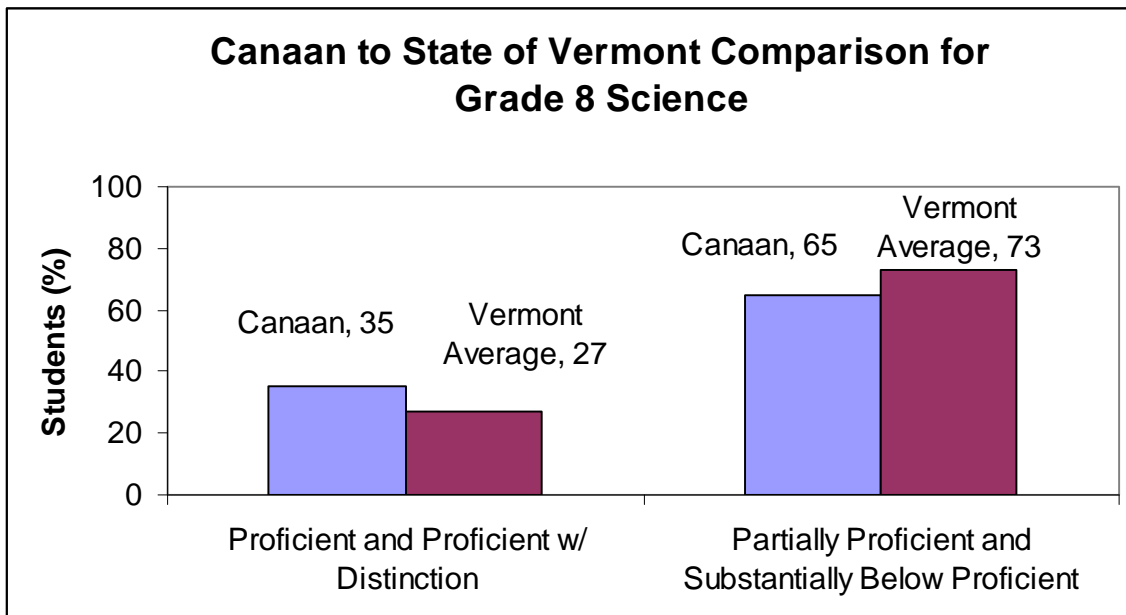
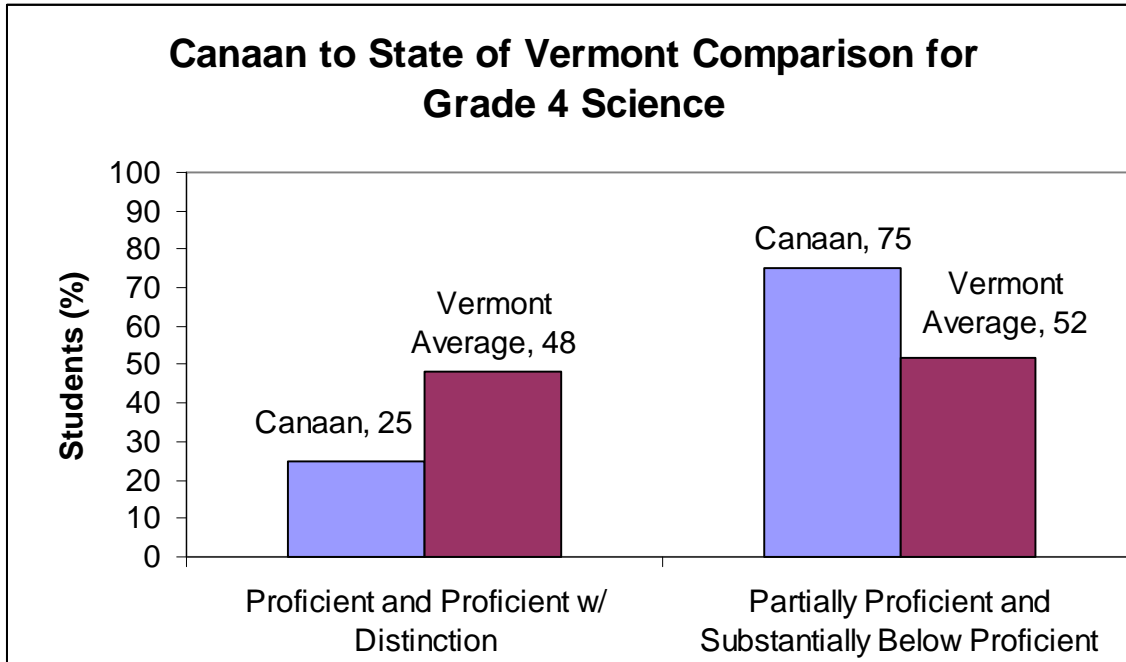


Results and Conclusions:

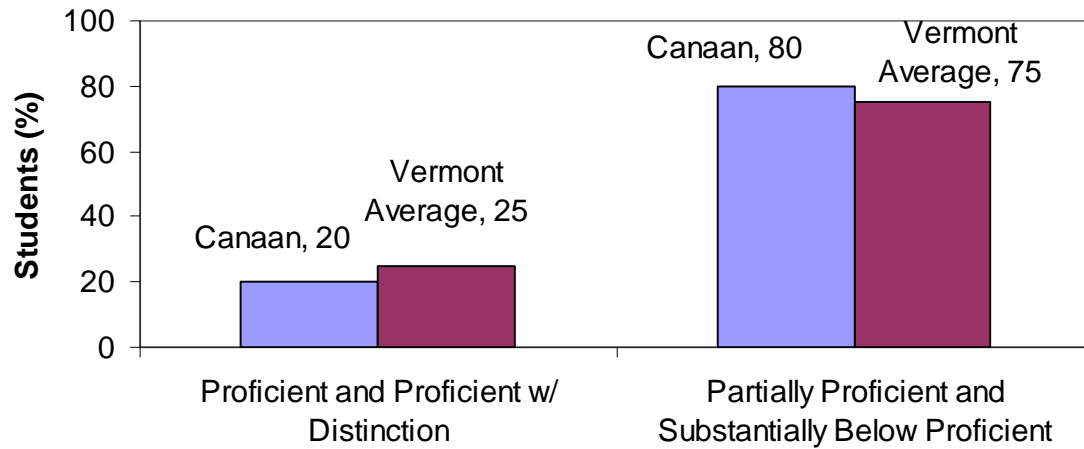
To date, the Class of 2009 is above the Vermont state average in all three categories. However, I would expect this average to come down as more students from the Class of 2009 take the SAT. Students who put off signing up for the SAT until well into their senior year usually score lower. Conversely, the strongest students are usually the first to sign up and take this test. Taking the SAT earlier allows these students to get repeated attempts in hopes of improving their scores.

NECAP Science Assessments Results – May 2008

In May of 2008, Canaan's 4th, 8th, and 11th grade students were given the New England Common Assessment Program (NECAP) Science tests. The results were as follows:

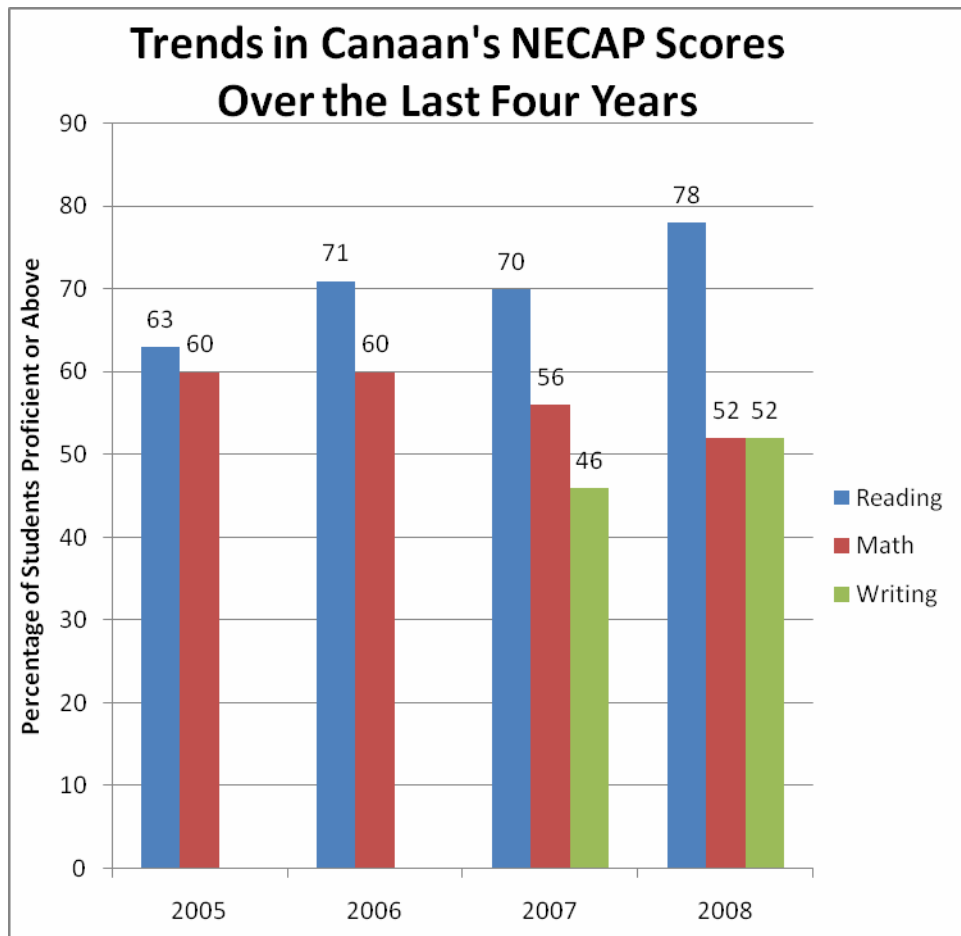


Canaan to State of Vermont Comparison for Grade 11 Science



Results and Conclusions:

- The Bad News: The majority of Canaan's students, in all three grades tested, were below proficient on this assessment.
- The Good News: The poor results were statewide; the state average was low also, particularly in the 8th and 11th grades.
- This was the first round of NECAP assessments of Science. Though there was a pilot test used in 2007, these exams may still be in need of adjustment.
- If these tests were an accurate measurement of the state standards for Science, then Canaan, along with many other schools in the state of Vermont may have some adjustments to do in Science instruction.
- Canaan and the rest of the State needs to do a better job of promoting the importance of these assessments and work on getting all students to take these seriously.



- The trend in reading is upward, with a 15% increase in students meeting the proficiency or above level over the last four years.
- On the whole, the trend in mathematics indicates a 8% decrease in the number of students scoring proficient or above on the NECAP. Scores did increase in grades 3-8, but the fall 2008 grade 11 scores (46%) brought the school average down.
- School-wide writing scores went from 46% to 52% between 2007 and 2008.